

# HOW TO SUPPORT LEARNING AT HOME?



Presented by:

Daiana Castillo, MSW School Counselor

Trista Corbie, Title 1 Certified School Counselor

# ICE BREAKER

A lighthouse on a rocky island surrounded by a stormy sea with large waves crashing against the shore. The scene is overlaid with a semi-transparent dark grey rectangle containing the text 'ICE BREAKER' in white.

- The average student should have 6,000 spoken vocabulary words at the start of first grade.
- TRUE
- The average student begins first grade with approximately 6,000 words of spoken language (Chall, 1983). Students will continue to learn roughly 3,000 more words each year (Beck, McKeown, Kucan, 2013).

True or False?

- Teaching your child vocabulary terms can improve their subject area tests by 33 points.
- TRUE
- Research indicates that student achievement will increase by 33 percentile points when vocabulary instruction focuses on specific words that are important to what they are learning.


◦ Resource: <https://www.learninga-z.com/site/resources/breakroom-blog/why-vocabulary-matters>

True or False?

# True or False?

- Students need to have a vocabulary of approximately 60,000 words by the time they graduate high school.
- False



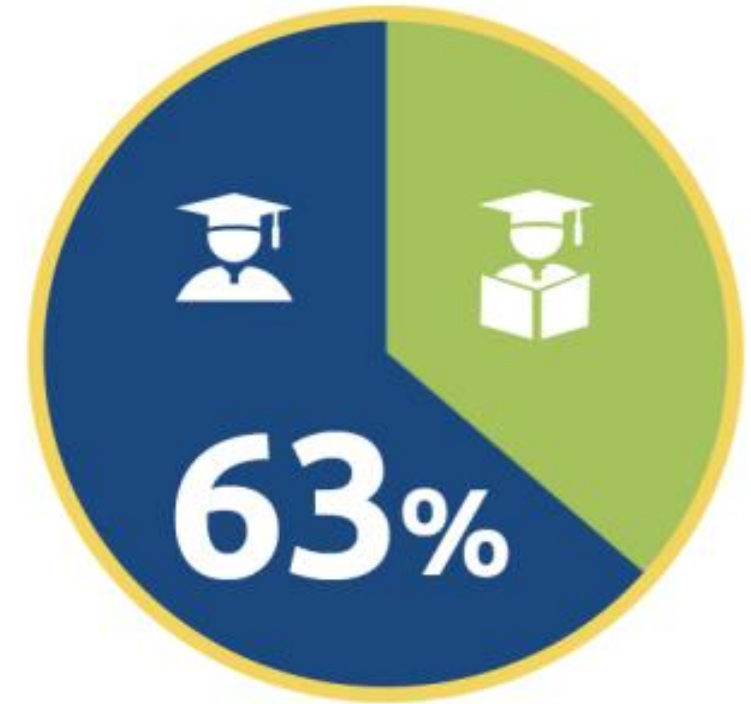


# The U.S. Literacy Crisis

- 25 million children in the U.S. cannot read proficiently.
- 61% of U.S. children living at or below the poverty line have no books at home.
- 1 in 3 children entering kindergarten lack the basic skills they need to learn how to read.
- 67% of 4th graders in the U.S. read below grade level, setting them up for difficulty in school and beyond.
  - 61% of Florida 4th graders do not read at a proficient level.
- Resource: <https://www.rif.org/why-reading-matters>

# The U.S. Literacy Crisis

- **COVID-19 erased more than 30 years of progress in children's reading achievement.**
- 63% of high school students graduate without reading at a proficient level.
- Students not reading proficiently by 4th grade are 4 times more likely to drop out, contributing to 8,000 students dropping out of high school every day.



**of high school students graduate  
without reading at a proficient level**

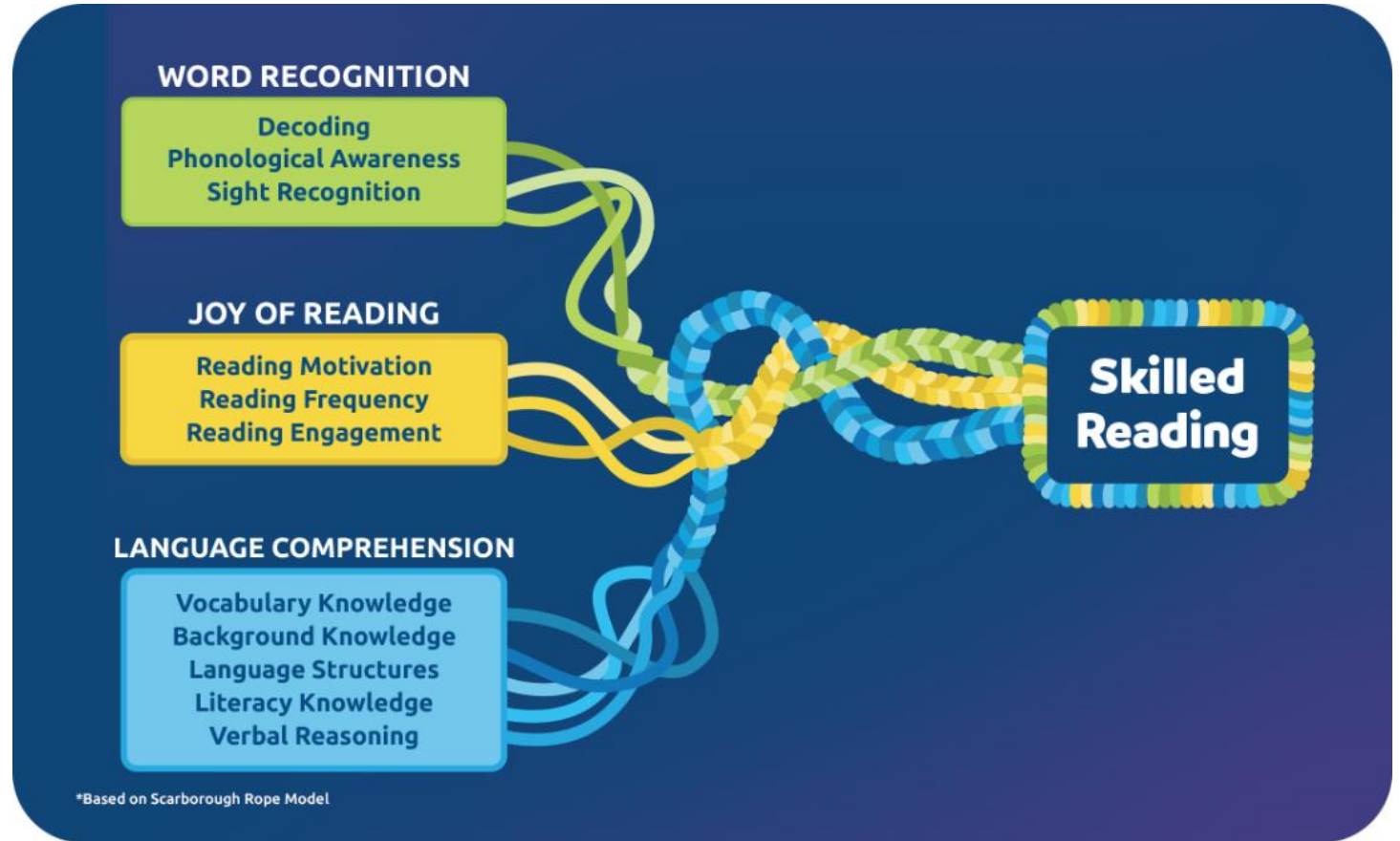


HOW CAN WE MAKE SURE  
OUR CHILDREN BEAT THESE  
STATISTICS?



# Bring the joy back into learning!

*Research indicates joy to be an equally important thread that alone does not drive reading proficiency—but when combined with word recognition and language comprehension, supports measurable reading outcomes for children.*



# Read at home with your children!



*Recent investigations have revealed that reading motivation begins to erode as early as second grade. Therefore, it can be suggested that motivation must be carefully considered during early literacy instruction.*



*Motivation to read tends to differ by gender—with girls motivated more positively to read than boys. It also differs by ethnicity, in more complex ways.*




*Not only are young people who have books of their own more likely to read more frequently than their peers who don't have their own books, but they are also more likely to read for longer stretches of time.*



# HOW TO HELP YOUR CHILD CHOOSE THE RIGHT BOOK






# Five Finger Rule

- Choose a book that you think you will enjoy
- Read the second page (or any random page)
- Hold up a finger for each word you're not sure of, or do not know
- If you did not know five or more words, you should choose an easier book







**5 Finger Rule**

What To Do: Pick up a Book. Open the book to any page. Put one finger up for each word you don't know.

	<b>1 finger</b> <b>This book is too easy!</b>
	<b>2 fingers</b> <b>This book is a little too easy.</b>
	<b>3 fingers</b> <b>This book is just right!</b>
	<b>4 fingers</b> <b>This book is a little too hard.</b>
	<b>5 fingers</b> <b>This book is too hard!</b>


# The Goldilocks Method

## HOW TO CHOOSE JUST RIGHT BOOKS

<h3>TOO EASY</h3> <ul style="list-style-type: none"><li>• No tricky words</li><li>• I can read without thinking.</li><li>• I can read the book many times.</li></ul> 	<h3>JUST RIGHT</h3> <ul style="list-style-type: none"><li>• Less than 5 tricky words on a page.</li><li>• I can read at my own pace, with expression, about the story as I read.</li></ul> 
<h3>TOO HARD</h3> <ul style="list-style-type: none"><li>• More than 5 tricky words on a page</li><li>• I can't remember what I read.</li><li>• I read without expression.</li></ul> 	

Fishy Robb

## Goldilocks Rule



### Too Hard

- \* There are 5 or more words on the page that I do not know
- \* I do not understand what I am reading
- \* I read the book word by word
- \* I am not enjoying the book

### Too Easy

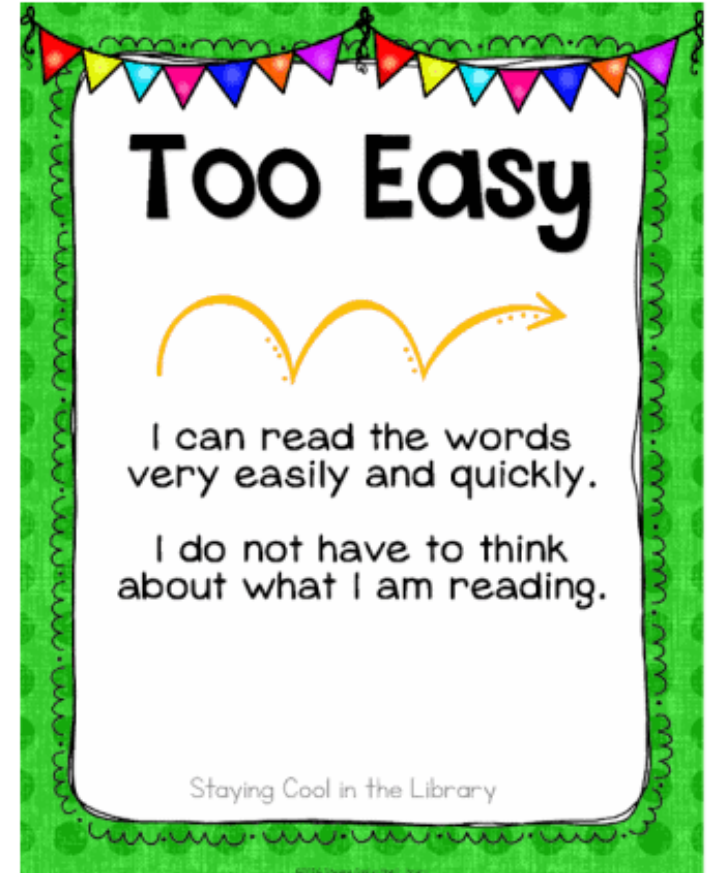
- \* I know almost every word
- \* I read the book quickly
- \* The book does not challenge my thinking
- \* I've read the book many times

### Just Right

- \* I can use the 5 finger rule to make sure I can read most of the words on the page
- \* I can understand and remember what is happening in the story
- \* I read the book smoothly most of the time.

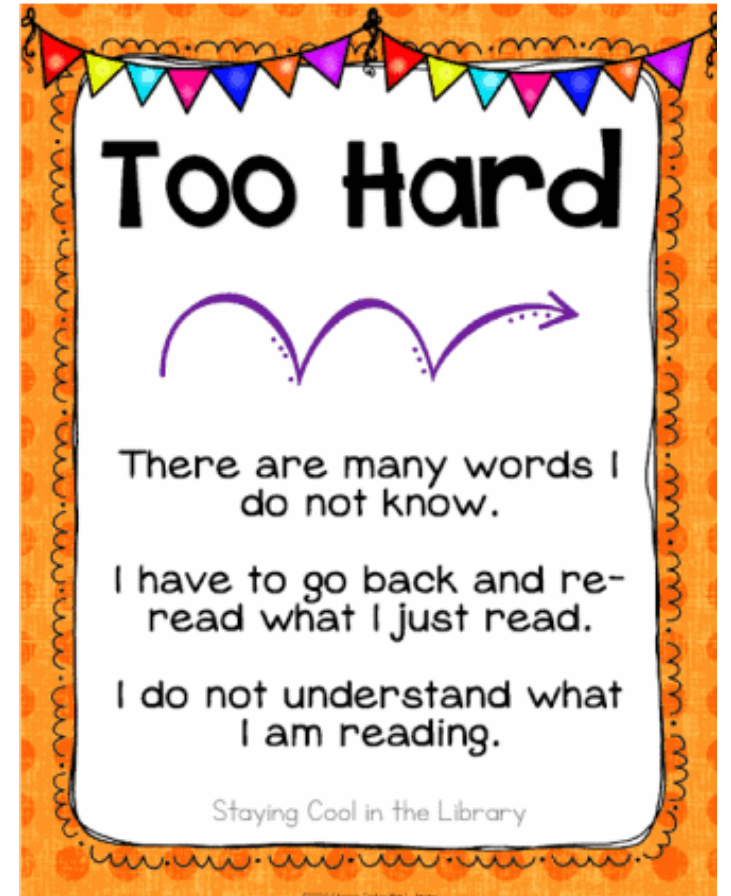
# A book is too easy when your child...

- Knows all the words
- Makes zero mistakes while they're reading
- Has read the book a lot of times
- Has memorized the book



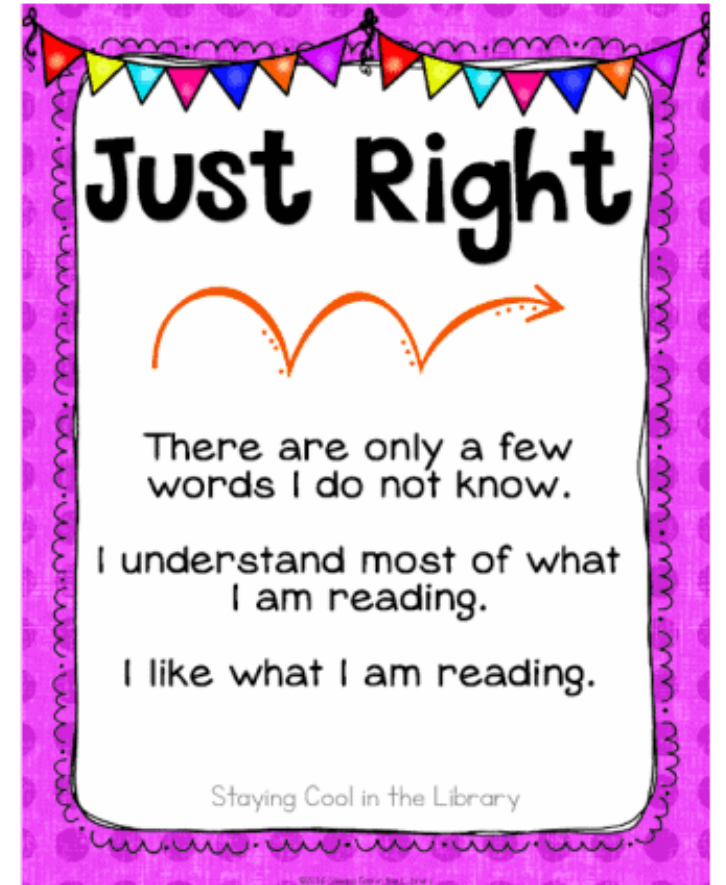
# A book is too hard when your child...

- Does not know a lot of the words
- Can't figure out the words they don't know
- Is not familiar with the topics
- The themes or ideas don't make sense



# A book is just right when your child...

- Knows most of the words
- Can figure out the words they don't know
- Is familiar with the topics and themes
- Is interested in what they are reading
- Can understand what they are reading





When your child is struggling with a word, instead of correcting them, ask the following...



- Can you sound it out?
- What is the first and last sound?
- What word would make sense?
- Does it have a pattern that you've seen in other words?
- How does the word begin?
- You said \_\_\_\_ Does that make sense?

# HOW CAN YOU HELP YOUR LEARNER AT HOME?

Resources for parents to support early reading strategies  
in the home

# Helping Your Children BECOME READERS



**When you open a book with your children, you are opening the world for them.**

You are making them think and wonder, and want to know more. You are helping them to do well in school. Best of all, you are enjoying time together as a family.

Here are ways to interest your little ones in books and help them learn skills that will lead to reading.



**1 Talk with your children** as you play, shop, or work around the house. Listen to what they say. Ask questions. When you talk to your children, you are helping them learn to use words.


**2 Read to your children.** Try to read to them at the same time every day. Bedtime or before a nap is a good time. Let them choose the story.

**3 Let your children see you read.** That is the best way to show them that you think reading is important and that you enjoy it, too.

**4 Ask older children to read to younger ones.** The older children will be proud of their skills. The younger children will want to read like their older brothers, sisters, or friends.

**5 Go to the library together.** Ask the librarian for help in finding books your children will enjoy. If you don't have a library card, ask for one. With a card, your family can borrow books.

**6 Give your children books about their special interests.** Do they like animals, sports, or magic? Surprise them with books or magazines about their favorite interests or activities.




**7 Keep books, magazines, and newspapers around your home** so you and your children will always have something to read. Read aloud other things you see during the day. Read street signs, milk cartons, cereal boxes, and signs in store windows.

**8 Plan outings for your children.** Children learn from what they see and do. Take them to a park or a parade, or just out for a walk. Church and community groups also plan trips that your family might want to go on.

**9 Say rhymes and poetry, or sing songs.** Rhymes and songs are easy for kids to remember, so they can say them and sing them along with the rest of the family. Rhymes also help them learn letter sounds.

**10 Tell stories about your family** and stories you enjoyed when you were a child. Ask grandparents and other family members to tell stories, too. Write down some of these stories and the ones your children tell. Save them to read aloud at another time.




# Como Ayudar A Que Sus Niños LES GUSTE LA LECTURA



**Cuando usted abre un libro con sus niños, está abriendo el mundo para ellos.**

Los hace curiosos, les da ánimo para aprender, y les facilita el éxito en la escuela. Y lo mejor de todo es que ustedes se divierten juntos en familia.

Estas son algunas ideas para atraer la atención de sus niños hacia los libros y ayudarles a desarrollar sus habilidades, las que les creará un buen hábito hacia la lectura.



**1 Lea en voz alta a sus niños.** Trate de leerles cada día a la misma hora, por ejemplo, a la hora de acostarse o a la hora de la siesta. Deje que sus niños escojan la lectura. Léales en español o en inglés, lo importante es leer.

**2 Anime a los hermanos mayores que lean a los más pequeños.** Esta es una manera para que los hermanos mayores muestren sus habilidades. Así, los menores aspirarán algún día a leer como los mayores.

**3 Deje que sus niños la vean leyendo.** Esta es la mejor manera de mostrarles que usted valora la lectura y que también disfruta de ella.

**4 Mantenga libros, revistas, y periódicos en casa para que siempre tengan algo que leer.** Lean también en voz alta otras cosas que están a su alrededor. Por ejemplo, mientras pasean por la calle, lean las señales de tránsito y los rótulos. Y en la casa, lean tarjetas y postales de familiares que se encuentren lejos del hogar.

**5 Visiten la biblioteca juntos.** Pídale al bibliotecario que les ayude a encontrar libros que le gusten a sus niños. Los empleados de la biblioteca están dispuestos a ayudarles. Si quieren llevar libros prestados a su casa tendrán que obtener un carné de la biblioteca.




**6 Dé libros a sus niños sobre temas que les interesen.** ¿Les gustan los animales, los deportes o la magia? Sorpréndalos con algún libro o revista sobre su tema favorito.

**7 Lleve a sus niños a lugares distintos.** Llévelos al parque, a un desfile, o a pasear. Los niños aprenden de lo que les rodea, de lo que ven y hacen. Infórmese y participe de actividades que ofrecen su iglesia y comunidad.

**8 Practique rimas, poesías y canciones.** Las rimas son fáciles de recordar, así que los niños pequeños pueden recitarlas con los demás miembros de la familia sin dificultad. Las rimas también les ayudan a aprender como suenan las letras.

**9 Cuente historias de su familia e historias favoritas de su niñez.** Anime a los abuelos y otros familiares para que también les cuenten historias. La narración es una buena manera de transmitir su tradición.

**10 Cuando hable con sus niños al jugar,** al ir de compras y al hacer los trabajos de la casa, escúcheles con interés y hágales preguntas. Hablar con sus niños les ayuda a aprender como manejar el idioma.



If you are interested in more ideas and advice about encouraging children to read, visit RIF's website at [www.rif.org](http://www.rif.org).



Si está interesada en más ideas y consejos para animar a sus niños hacia el mundo de la lectura, visite [www.rif.org](http://www.rif.org), el sitio web de RIF.



## Estrategias de Lectura



### MIRA

Busca pistas en las fotos.



¡Mira la palabra!



### TEN LA BOCA LISTA

Ten tu boca lista.



Desliza cada sonido.

### Cambia El Sonido

a o e u i  
c g y

Trata otra vez con un sonido diferente para esa letra.



### DIVIDE LA PALABRA

Divide la palabra mirando las partes que ya sabes.

LEE \_\_\_\_\_ LEE



Brinca la palabra y sigue leyendo. Vuelve atrás y usa pistas para averiguar la palabra, entonces re-lee.

TRATALO OTRA VEZ  
← ← ←

Si no hace sentido o no suena bien, trata otra estrategia.



### ¿HACE SENTIDO?

¿Te hace sentido?



### ¿SUENA BIEN?

¿Te suena bien?



### ¿SE VE BIEN?

¿Se ve bien?

## Reading Strategies



### LOOK

Look for picture clues.



Look at the word!



### MOUTH READY

Get your mouth ready.



Slide through each sound.

a o e u i  
c g y

### Change the Sound

Try it again with a different sound for that letter.



### CHUNK

Chunk the word by looking for parts you know.



### READ \_\_\_\_\_ READ

Hop over the word and keep reading. Go back and use clues to figure out the word then re-read.

TRY IT AGAIN  
← ← ←

If it doesn't make sense, sound right or look right, try another strategy.



### MAKE SENSE?

Does it make sense?



### SOUND RIGHT?

Does it sound right?



### LOOK RIGHT?

Does it look right?

## Alphabet Activity #1



Write each letter three times.

A \_\_\_\_\_ a \_\_\_\_\_

Draw a circle around each upper case **A** and each lower case **a**.

E	A	q	K	R	z	a	P	C	V
A	m	d	a	S	F	J	r	A	n
j	f	a	W	A	o	t	N	a	Y
y	c	U	a	l	x	a	s	D	A
A	Q	a	B	Z	i	O	A	H	v
a	G	w	X	A	e	a	T	k	p
h	I	A	L	u	a	M	g	A	a

Practice writing these words that begin with letter **a**.

ant \_\_\_\_\_  apple \_\_\_\_\_ 

Write the letter that comes before...

\_\_\_\_\_ B  
 \_\_\_\_\_ C  
 \_\_\_\_\_ G  
 \_\_\_\_\_ Q  
 \_\_\_\_\_ T  
 \_\_\_\_\_ Z

Write the letter that comes after...

n \_\_\_\_\_  
 o \_\_\_\_\_  
 m \_\_\_\_\_  
 d \_\_\_\_\_  
 x \_\_\_\_\_  
 f \_\_\_\_\_

## Finding Percentages


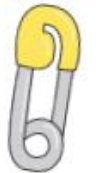

Worksheet 5-A

Find the following percentages. Show your work.

- 25% of 84 = \_\_\_\_\_
- 50% of 10 = \_\_\_\_\_
- 8% of 350 = \_\_\_\_\_
- 1% of 900 = \_\_\_\_\_
- 30% of 170 = \_\_\_\_\_
- 12% of 75 = \_\_\_\_\_
- 44% of 600 = \_\_\_\_\_
- 80% of 480 = \_\_\_\_\_
- 80% of 435 = \_\_\_\_\_
- 75% of 300 = \_\_\_\_\_
- 75% of 404 = \_\_\_\_\_
- 10% of 800 = \_\_\_\_\_
- 22% of 200 = \_\_\_\_\_
- 3% of 200 = \_\_\_\_\_
- 8% of 400 = \_\_\_\_\_
- 50% of 200 = \_\_\_\_\_
- 5% of 560 = \_\_\_\_\_
- 60% of 340 = \_\_\_\_\_
- 75% of 536 = \_\_\_\_\_
- 90% of 100 = \_\_\_\_\_

# Word Sliders at Home

B	j	h	d	t
h	l	t	c	
m	w	c	h	
t	n	m	n	r
a	p	p	t	s
p	g			p
en	et	op	ot	ub

ig	
in	
ip	

# Sight Words Practice

## List 1

I  
a  
boy  
girl  
like  
the  
see  
is  
am  
to

## List 5

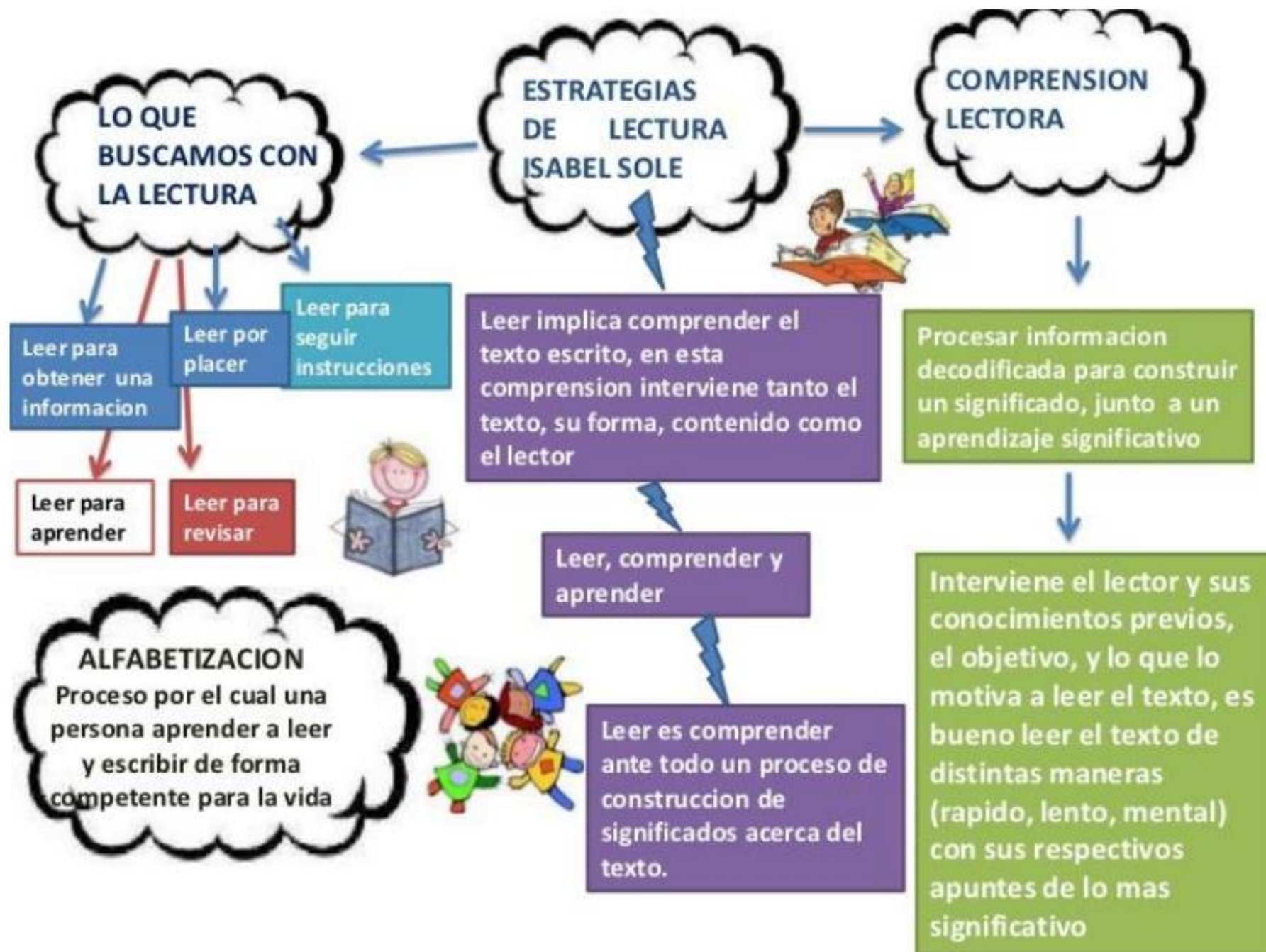
so  
this  
from  
came  
but  
on  
off  
will  
be  
that

## List 10

one  
every  
their  
very  
saw  
put  
out  
day  
our  
too

## List 19

pull  
dear  
gave  
been  
buy  
upon  
read  
eight  
such  
always





# ESTRATEGIAS DE LECTURA



# Best iPad apps for K-2

- Beginning Reading Skills

- Reading Raven 1 and 2
- Howie Hungry Monster
- Starfall
- BOB books

- High Frequency Words

- Eggy 250 HD
- Eggy phonics 1, 2, 3

- Letter Recognition

- Little Finder ABC
- Eggy Alphabet
- Little Matchups

- Letter Sounds

- Rocket speller
- Skyfish
- Gappy Learns Reading
- Montessori Crosswords

- English Language Learners  
(English Vocabulary)

- Ben and Bella Zoo
- Eggy Word Snap
- Fun English
- Penyo Pal



## Math Skills

- Eggy Add to 20
- Bugs and Buttons 1 & 2
- Bugs and Bubbles
- Monkey Math School Sunshine
- Bugs and Numbers
- Counting Caterpillar
- Gazzili Shapes
- Gazzili Math
- Eggy Numbers 1-10
- Eggy Numbers 1 to 100
- Arithmaroo

## Science

- Gazzili Science
- Overall Skills
  - Teach me Kindergarten

# Best iPad apps for K-2



# Online tools for personalized learning at home



<https://www.duolingo.com/> - One of the most popular language-learning online tools.



<https://www.usalearns.org/> - A free resource for learning English. Also provides resources for U.S. citizenship, job skills, vocabulary, language skills and more.



Newsela.com - Provides several different reading levels of the same articles, with some online interactives.



Google translate app - You can take a picture of a full document and the app will instantly translate the entire document for you!




<https://www.tlsbooks.com/> - Practice resources in all subject areas PK-6 GREAT RESOURCE FOR SUMMER PRACTICE!

# Reading Resources for Parents

<https://www.rif.org/literacy-central/parents> - book suggestions, reading resources, activity sheets, puzzles, parent tips, ways to encourage your children to read.



<https://skybrary.org/skybrary> - Interactive digital library subscription service.



<https://www.rif.org/why-reading-matters> - Learn more about what the research says, and how to encourage your child to read at home.



<https://ufli.education.ufl.edu/resources/parent/> - AMAZING parent resource. All of your literacy needs PK-12



<https://research.dwi.ufl.edu/op.n/file/pd7py49630t41lba/> - Literacy games backed by research

# Websites Specifically for ESOL Families

- [Activities for ESL/EFL Students \(English Study\) \(a4esl.org\)](http://a4esl.org) - grammar and vocabulary quizzes
- [Advanced English Lessons \(englishpage.com\)](http://englishpage.com) - Grammar and vocabulary tutorials
- [ESL Gold - Free resources to help you learn English as a second language](#) - Listening, reading and writing
- [Florida Literacy Coalition](#) - Adult and family literacy resource center
- [Idiom Connection - English Idioms - Phrasal Verbs - Free Idiom Lessons](#) - English Idioms
- <https://www.manythings.org/> - pronunciations, listen and read along
- <https://owl.purdue.edu/owl/> - Grammar, mechanics, and writing resources
- <https://readthewords.com/> - podcasts and text-to-speech
- <https://pumarosa.com/> - Civics and U.S. History (in Spanish)

# THE RESEARCH IS IN...

Learning STARTS at home

